



**Genba Sopanrao Moze Trust's
Genba Sopanrao Moze college of Engineering
Balewadi, Pune- 411 045.**

STUDENTS FEED-BACK ANALYSIS

Department: E&TC
Class: SE, TE, BE


Academic Year: 2018-19

Particulars	1	2	3	4	5	6
1	5	5	4	5	5	4
2	5	5	5	5	4	5
3	5	5	4	5	4	5
4	4	5	5	4	5	4
5	5	5	4	5	5	5
6	5	5	4	4	5	5
7	5	5	5	5	5	4
8	5	5	5	5	5	5
9	4	4	5	4	4	5
10	4	5	5	4	4	4
11	5	5	5	4	4	5
12	4	4	4	4	5	5
13	5	5	5	5	5	5
14	5	5	5	5	5	4
15	4	4	4	4	5	5
16	4	5	5	4	5	5
17	5	5	5	4	4	5
18	4	4	4	4	5	5
19	5	5	5	5	5	5
20	5	5	5	5	5	4
21	4	5	5	4	5	5
22	5	5	5	4	5	4
Total	102	106	103	98	104	103
Count	22	22	22	22	22	22
Average	4.64	4.82	4.68	4.45	4.73	4.68

Summary

1. Learning value (in terms of skills, concepts, knowledge, analytical	-	4.64
2. Depth of the course content	-	4.82
3. Syllabus is sufficient to make you analyze the engineering problems	-	4.68
4. Relevance for implementation in projects	-	4.45
5. Compatibility with industry standards	-	4.73
6. Applicability /relevance to real life situations	-	4.68

Ratings	Good-5
	Average-4
	Poor-3





**Genba Sopanrao Moze Trust's
Genba Sopanrao Moze college of Engineering
Balewadi, Pune- 411 045.**

TEACHERS FEED-BACK ANALYSIS

Department: E&TC


Academic Year: 2018-19

Particulars	1	2	3	4	5
1	5	5	4	5	4
2	5	5	5	4	4
3	5	5	4	5	5
4	4	4	5	5	4
5	5	5	5	4	4
6	5	4	4	5	5
7	4	4	5	5	5
Total	33	32	32	33	31
Count	7	7	7	7	7
Average	4.71	4.57	4.57	4.71	4.43

Summary

1. Learning value (in terms of skills, concepts, knowledge,	-	4.71
2. Depth of the course content	-	4.57
3. Extent of the coverage of course	-	4.57
4. Relevance/learning value of project/report	-	4.71
5. Applicability /relevance to real life situations	-	4.43

Ratings	Good-5
	Average-4
	poor-3



- Currently widely-deployed learning systems need improvement
- Internet learning does not meet the requirements for various sections

seen to differ on two things:

Computer scientists who have done work in or are interested in electronic learning all

3. FUTURE WORK



**Genba Sopanrao Moze Trust's
Genba Sopanrao Moze college of Engineering
Balewadi, Pune- 411 045.**

PARENTS FEED-BACK ANALYSIS

Department: E&TC


Academic Year: 2018-19

Particulars	1	2	3	4
1	5	5	4	4
2	5	4	5	4
3	5	5	4	5
4	5	5	4	5
5	5	5	4	5
6	5	5	5	5
7	5	5	5	5
8	5	4	5	4
9	5	5	4	5
10	4	4	5	5
11	5	5	5	4
12	5	4	4	5
13	5	5	5	5
14	4	4	4	4
15	5	5	5	5
16	5	5	5	5
17	5	5	4	5
18	4	4	5	5
19	5	5	5	4
20	5	4	4	5
21	5	5	5	5
Total	102	98	96	99
Count	21	21	21	21
Average	4.86	4.67	4.57	4.71

Summary

1.Is the syllabus capable of adding Learning values	-	4.86
2.Is our syllabus compatible with the industry	-	4.67
3.Is the syllabus sufficient enable students analyze	-	4.57
4.Extent of Efforts required by students	-	4.71

Ratings	Good-5
	Average-4
	poor-3





Genba Sopanrao Moze Trust's
Genba Sopanrao Moze college of Engineering
Balewadi, Pune- 411 045.

Employers FEED-BACK ANALYSIS

Department: E&TC


Academic Year: 2018-19

Particulars	1	2	3	4
1	5	5	4	4
2	5	4	5	4
3	4	4	5	4
4	5	5	4	4
5	5	5	4	5
Total	24	23	22	21
Count	5	5	5	5
Average	4.80	4.60	4.40	4.20

Summary

1.Is the syllabus capable of adding Learning values (in terms of skills, concepts, knowledge, analytical abilities or broadening perspectives) in students	-	4.80
2.Is our syllabus compatible with the industry standards & applicable/relevant to real life situation	-	4.60
3.Is the syllabus sufficient enable students analyze the given problem & identify the necessary solutions	-	4.40
4.Extent of Efforts required by students	-	4.20

Rating	Good-5
	Average-4
	Poor-3





Genba Sopanrao Moze Trust's
Genba Sopanrao Moze college of Engineering
Balewadi, Pune- 411 045.

ALUMNI FEED-BACK ANALYSIS

Department: E &TC


Academic Year: 2018-19

Particulars	1	2	3	4	5	6
1	5	5	5	4	4	5
2	5	5	5	4	4	4
3	5	4	5	4	5	5
4	5	5	5	5	5	4
5	4	5	4	5	4	4
6	5	5	4	5	5	4
7	5	5	4	4	4	5
8	4	5	5	4	5	4
9	5	4	4	5	5	5
Total	43	43	41	40	41	40
Count	9	9	9	9	9	9
Average	4.78	4.78	4.56	4.44	4.56	4.44

Summary

1. Learning value (in terms of skills, concepts, knowledge, analytical	-	4.78
2. Depth of the course content	-	4.78
3. Syllabus is sufficient to make you analyse the engineering problems and	-	4.56
4. Relevance for implementation in projects	-	4.44
5. Compatibility with industry standards	-	4.56
6. Applicability /relevance to real life situations	-	4.44


Rating	Good-5
	Average-4
	Poor-3



Department of E&TC Engineering
STUDENT FEEDBACK ON Facility/Ambience
Academic year 18-19

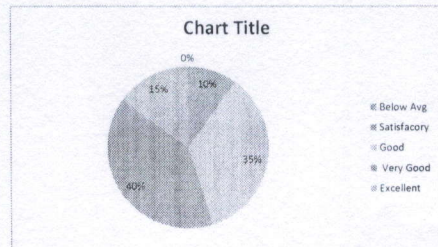
1. Computer Lab Facility

Below Avg	0%
Satisfactory	20%
Good	20%
Very Good	30%
Excellent	30%
	100%



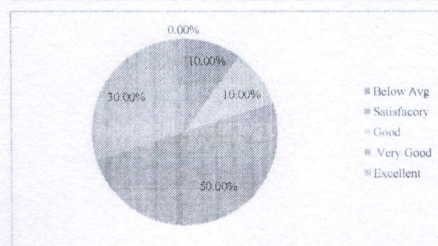
2. ICT Classroom Facility

Below Avg	0%
Satisfactory	10%
Good	35%
Very Good	40%
Excellent	15%
	100%



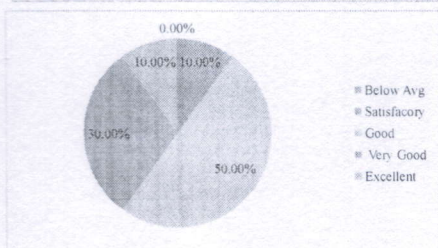
3. Library Facility

Below Avg	0.00%
Satisfactory	10.00%
Good	10.00%
Very Good	50.00%
Excellent	30.00%
	100.00%



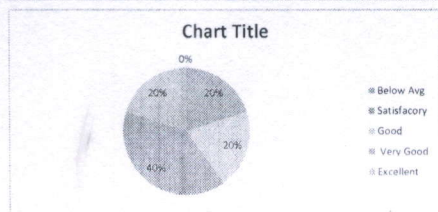
4. Drinking Water Facility

Below Avg	0.00%
Satisfactory	10.00%
Good	50.00%
Very Good	30.00%
Excellent	10.00%
	100.00%




5. Wash Room Facility

Below Avg	0.00%
Satisfactory	20.00%
Good	20.00%
Very Good	40.00%
Excellent	20.00%
	100.00%





6. Internet Facility

Below Avg	0.00%
Satisfactory	0.00%
Good	10.00%
Very Good	50.00%
Excellent	40.00%
	100.00%



7. Cleanliness in Institute

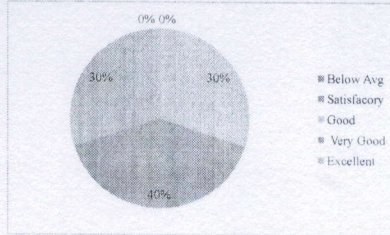
Below Avg	0.00%
Satisfactory	0.00%
Good	30.00%
Very Good	40.00%
Excellent	30.00%
	100.00%



Department of E&TC Engineering
 Parents FEEDBACK ON Facility/Ambience
 A.Y. 2018-19

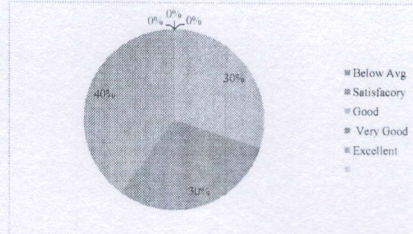
1. Computer Lab Facility

Below Avg	0%
Satisfactory	0%
Good	30%
Very Good	40%
Excellent	30%
	100%



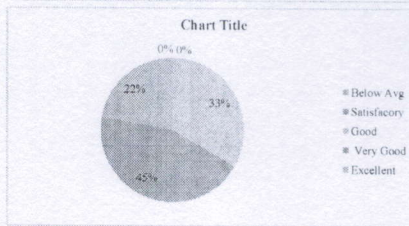
2. ICT Classroom Facility

Below Avg	0%
Satisfactory	0%
Good	30%
Very Good	30%
Excellent	40%
	100%



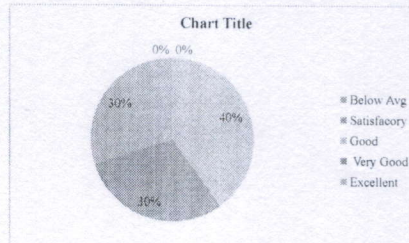
3. Library Facility

Below Avg	0.00%
Satisfactory	0.00%
Good	30.00%
Very Good	40.00%
Excellent	20.00%
	90.00%



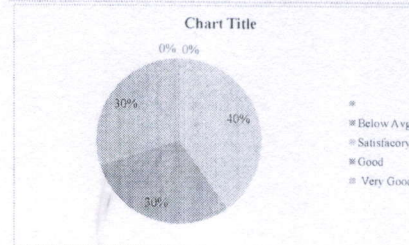
4. Drinking Water Facility

Below Avg	0.00%
Satisfactory	0.00%
Good	40.00%
Very Good	30.00%
Excellent	30.00%
	100.00%



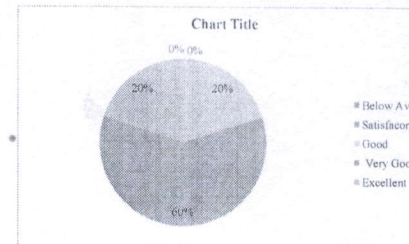
5. Wash Room Facility

Below Avg	0.00%
Satisfactory	0.00%
Good	40.00%
Very Good	30.00%
Excellent	30.00%
	100.00%





6. Internet Facility

Below Avg	0.00%
Satisfactory	0.00%
Good	20.00%
Very Good	60.00%
Excellent	20.00%
	100.00%



7. Cleanliness in Institute

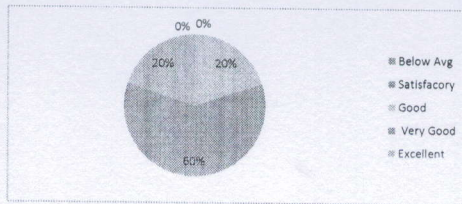
Below Avg	0.00%
Satisfactory	0.00%
Good	10.00%
Very Good	70.00%
Excellent	20.00%
	100.00%



Department of E&TC Engineering
Faculty FEEDBACK ON Facility/Ambience
A Y .2018-19

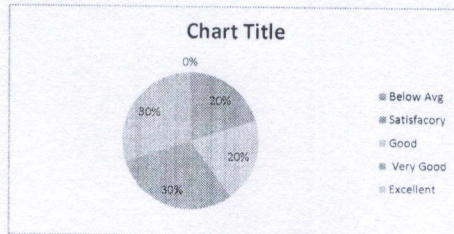
1. Computer Lab Facility

Below Avg	0%
Satisfactory	0%
Good	20%
Very Good	60%
Excellent	20%
	100%



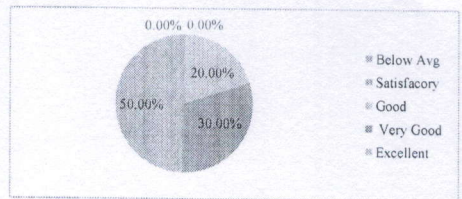
2. ICT Classroom Facility

Below Avg	0%
Satisfactory	20%
Good	20%
Very Good	30%
Excellent	30%
	100%




3. Library Facility

Below Avg	0.00%
Satisfactory	0.00%
Good	20.00%
Very Good	30.00%
Excellent	50.00%
	100.00%




4. Drinking Water Facility

Below Avg	0.00%
Satisfactory	0.00%
Good	30.00%
Very Good	30.00%
Excellent	40.00%
	100.00%



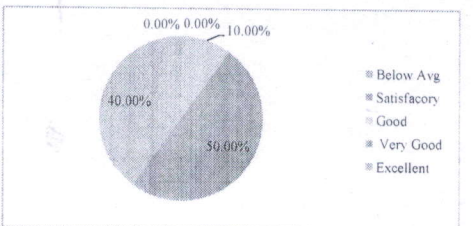
5. Wash Room Facility

Below Avg	0.00%
Satisfactory	15.00%
Good	30.00%
Very Good	25.00%
Excellent	30.00%
	100.00%




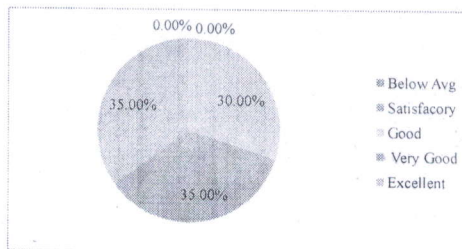
6. Internet Facility

Below Avg	0.00%
Satisfactory	0.00%
Good	10.00%
Very Good	50.00%
Excellent	40.00%
	100.00%



7. Cleanliness in Institute

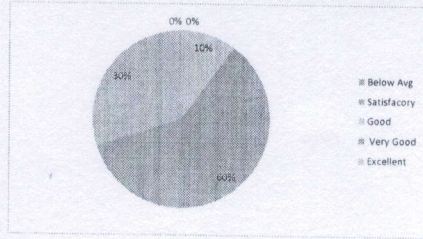
Below Avg	0.00%
Satisfactory	0.00%
Good	30.00%
Very Good	35.00%
Excellent	35.00%
	100.00%



Department of E&TC Engineering
 Employer feedback on Facility/Ambience
 A.Y. 2018-19

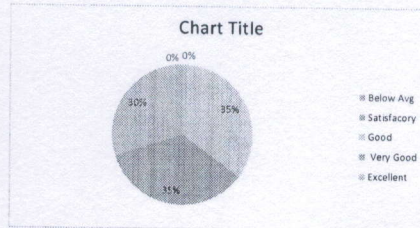
1. Computer Lab Facility

Below Avg	0%
Satisfactory	0%
Good	10%
Very Good	60%
Excellent	30%
	100%



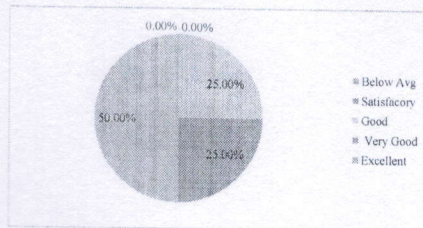
2. ICT Classroom Facility

Below Avg	0%
Satisfactory	0%
Good	35%
Very Good	35%
Excellent	30%
	100%



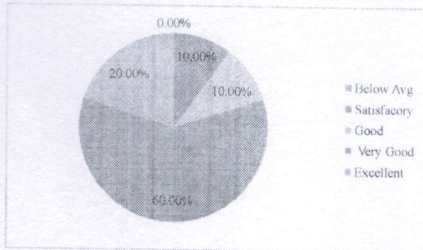
3. Library Facility

Below Avg	0.00%
Satisfactory	0.00%
Good	25.00%
Very Good	25.00%
Excellent	50.00%
	100.00%



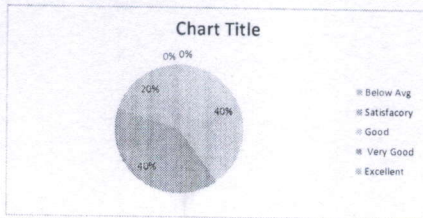
4. Drinking Water Facility

Below Avg	0.00%
Satisfactory	10.00%
Good	60.00%
Very Good	20.00%
Excellent	10.00%
	100.00%



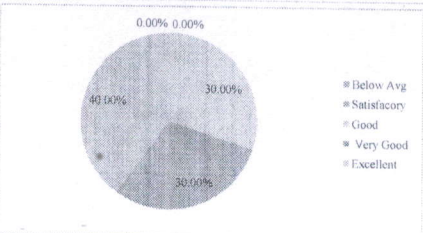
5. Wash Room Facility

Below Avg	0.00%
Satisfactory	0.00%
Good	40.00%
Very Good	40.00%
Excellent	20.00%
	100.00%





6. Internet Facility

Below Avg	0.00%
Satisfactory	0.00%
Good	30.00%
Very Good	30.00%
Excellent	40.00%
	100.00%



7. Cleanliness in Institute

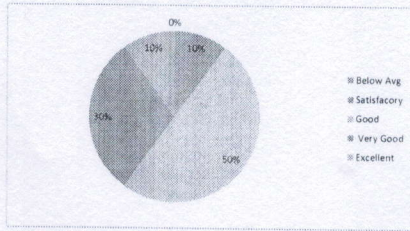
Below Avg	0.00%
Satisfactory	0.00%
Good	10.00%
Very Good	70.00%
Excellent	20.00%
	100.00%



Department of E&TC Engineering
 Alumni feedback on Facility/Ambience
 A.Y.2018-19

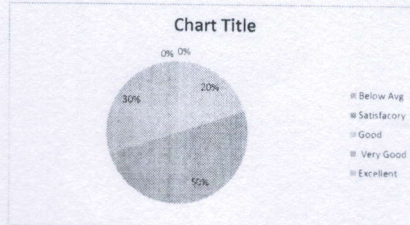
1. Computer Lab Facility

Below Avg	0%
Satisfactory	10%
Good	50%
Very Good	30%
Excellent	10%
	100%




2. ICT Classroom Facility

Below Avg	0%
Satisfactory	0%
Good	20%
Very Good	50%
Excellent	30%
	100%



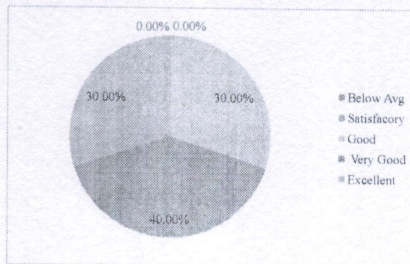
3. Library Facility

Below Avg	0.00%
Satisfactory	0.00%
Good	50.00%
Very Good	30.00%
Excellent	20.00%
	100.00%



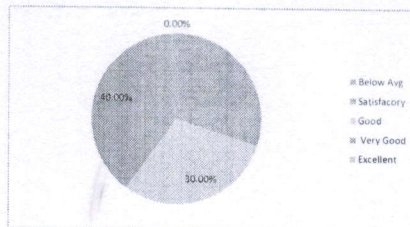
4. Drinking Water Facility

Below Avg	0.00%
Satisfactory	0.00%
Good	30.00%
Very Good	40.00%
Excellent	30.00%
	100.00%



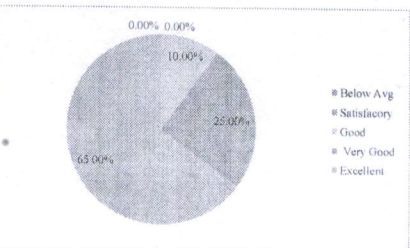
5. Wash Room Facility

Below Avg	0.00%
Satisfactory	30.00%
Good	30.00%
Very Good	40.00%
Excellent	0.00%
	100.00%



6. Internet Facility

Below Avg	0.00%
Satisfactory	0.00%
Good	10.00%
Very Good	25.00%
Excellent	65.00%
	100.00%



7. Cleanliness in Institute

Below Avg	0.00%
Satisfactory	0.00%
Good	30.00%
Very Good	40.00%
Excellent	30.00%
	100.00%

